

- = Supplied as Standard
- = Tick if Required
- \* = Measurement Required to Complete Prescription

TITLE:

# DROP-IN SEAT INTERFACE AND CUSHIONS

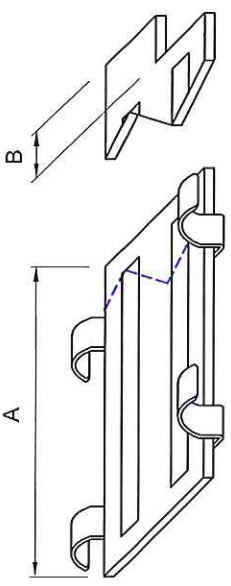
(QMF 42) May 2014



**SEAT INTERFACE**   
(Please Tick if Required)

Interface Depth Below Seat Rail  
(Please Tick One)

- Level  (15mm Hook)
- 12mm  (25mm Hook)
- 25mm  (38mm Hook)
- 38mm  (50mm Hook)



Length \*  
A = .....mm

Asymmetry Extension  
(Tick as Required)

- Left  Or Right
- \* B = .....mm

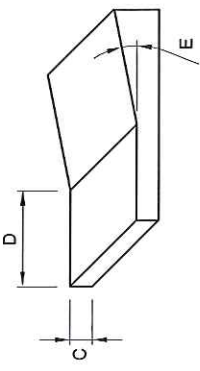
Interface Locking Method By:-

- RMS Lock & Latch System:
- Other:

Please Specify:-

## SEAT CUSHIONS

**RAMPED**   
(Please Tick if Required)

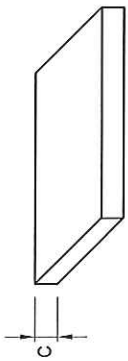


Dimensions  
C = 50mm    
Or  
Specify.....mm

D = 1/3 Of Length    
Or  
Specify.....mm

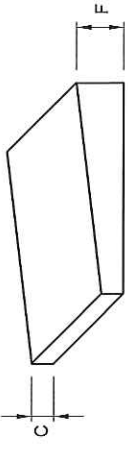
E = 15°  Or 10°   
(Please Tick if Required)

**FLAT**   
(Please Tick if Required)



Dimensions  
C = 50mm    
Or  
Specify.....mm

**WEDGE**   
(Please Tick if Required)



Dimensions  
C = 50mm    
Or  
Specify.....mm

F = 100mm    
Or  
Specify.....mm

Upholstery:

- Colour Black
- Or
- Specify .....

(Alternative Upholstery and Colours available on Request)

Attachment to Interface  
(Please Tick if Required)

- Velcro Attached
- Or
- One-Piece

Cushion Foam  
(Alternative Foams on Request)

Assessment carried out by:

Date:

Wheelchair Service:

Delivery Address:

Contact:

Client:

Wheelchair Information:

Make: .....

Model: .....

Seat Width: .....

Additional Information:



Unit 10, Styles Close,  
Sittingbourne, Kent.  
ME10 3BF  
Tel: 01795 477280  
Fax: 01795 229692  
Email: sales@rms-kent.co.uk  
www.ineedawheelchair.co.uk