

Item Price -	Order no.: -----
--------------	-------------------------

<input type="checkbox"/> Provide estimate only	<input type="checkbox"/> Order
--	--------------------------------

<input type="checkbox"/> Attachment for custom fabrication enclosed

Billing address/customer number

Delivery address

Sales person	Name

	Date Signature

By placing the order, you agree to comply with the instructions for use/service manuals for accessories and products of other manufacturers when combining them with an Ottobock product, in addition to the instructions for use/service manuals of the respective Ottobock products. Also you confirm to have read, understood and accepted, our general terms and conditions. In addition, you agree, upon placing an order, to conduct your own conformity assessment or approval in accordance with national requirements if and when you implement modifications or attachments that do not meet the specifications of Ottobock instructions for use/service manuals.

Kimba Neo

Paediatric postural positioning system

Maximum load capacity of the outdoor mobility base: 55 kg (including seating unit)
Article number 470G71=10000_K

Maximum load capacity of the seating unit: 40 kg
Article number 470G71=20000_K



Picture includes accessories

Standard equipment

Outdoor mobility base



- Folding outdoor mobility base made of high-grade aluminium
- Rear axle suspension
- Push bar with ratchet joint, height-adjustable
- Folding storage bag
- EVA wheels with wheel lock
- Integrated anchor points for mounting to wheelchair accessible vehicle



Seating unit

- Seat width, seat depth, back height and lower leg length are continuously adjustable
- Seat inclination, back and knee angle continuously adjustable
- Seat tilt continuously adjustable up to 30°
- Quick-release mechanism to remove the seat/position the seat in/against the direction of travel
- Footrest assembly with flip-up footplate
- Lateral side supports
- Adjustable hip supports

Outdoor mobility base			
	<input checked="" type="checkbox"/>		Standard
KA 01	<input type="checkbox"/>		Size 1 (from approx. 1 to 6 years)
KA 05	<input type="checkbox"/>		Size 2 (from approx. 4 to 10 years)



Outdoor mobility base is used with: (please specify)			
	<input type="checkbox"/>		Kimba Neo seating unit, size 1 Tilt release Kimba Seat
	<input type="checkbox"/>		Kimba Neo seating unit, size 2 Tilt release Kimba Seat
	<input type="checkbox"/>		Kimba Spring seating unit, size 1
	<input type="checkbox"/>		Kimba Spring seating unit, size 2
	<input type="checkbox"/>		Squiggles seating unit
	<input type="checkbox"/>		Mygo seating unit, size 1
	<input type="checkbox"/>		Lars car seat, size 1
	<input type="checkbox"/>		Lars car seat, size 2
	<input type="checkbox"/>		Other seating unit for adapter, size 1 and tilt release on Kimba frame (e.g. in combination with Kimba MPS backrest)
	<input type="checkbox"/>		Other seating unit for adapter, size 2 and tilt release on Kimba frame (e.g. in combination with Kimba MPS backrest)







Front wheels			
KF 01	<input type="checkbox"/>		Rigid (only possible for size 1)
KF 02	<input type="checkbox"/>		Swivelling (with integrated swivel lock)

Tyres			
KF 03	<input type="checkbox"/>		EVA
KF 04	<input type="checkbox"/>		Pneumatic

Rear wheel type			
KG 01	<input type="checkbox"/>		Standard
KG 02	<input type="checkbox"/>		With drum brake (for attendant)

Frame colour			
001	<input type="checkbox"/>		Silver metallic
013	<input type="checkbox"/>		Jet black RAL 9005 matte
023	<input type="checkbox"/>		White RAL 9016

Seating shell interface			
KC 03	<input type="checkbox"/>		Kimba
KB 01	<input type="checkbox"/>		Footrest assembly for seating shell interface


Accessories for outdoor mobility base			
KS 08	<input type="checkbox"/>		Backpack, attaches to push bar
KA 07	<input type="checkbox"/>		Bumpers, pair
KS 03	<input type="checkbox"/>		"Techno" buggy board
KS 04	<input type="checkbox"/>		Diaper bag, brown*
KS 06	<input type="checkbox"/>		Diaper bag, black*
KS 07	<input type="checkbox"/>		Cup holder
KA 10	<input type="checkbox"/>		Platform for respiratory devices** (only possible with swivelling front wheels) Pre-mounted position: Seat installation in direction of travel
KA 11	<input type="checkbox"/>		Platform for respiratory devices** (only possible with swivelling front wheels) Pre-mounted position: Seat installation against direction of travel
KA 08	<input type="checkbox"/>		Tip-assist, left
KA 12	<input type="checkbox"/>		Tip-assist, right
<p>* Includes extensive accessories such as changing mat, pacifier pouches, insulated bag for bottles and a plastic utensil pouch as well as numerous compartments and zip pockets</p> <p>** Please also note the information on page 7.</p>			

Seating unit			
	<input checked="" type="checkbox"/>		Standard
KC 01	<input type="checkbox"/>		Size 1 (approx. 1 to 6 years)
KC 02	<input type="checkbox"/>		Size 2 (approx. 4 to 10 years)










Seating unit is used with: (please specify)			
	<input type="checkbox"/>		Other mobility base size 1 respectively tilt release on Kimba frame (e.g. in combination with Kimba MPS backrest)
	<input type="checkbox"/>		Other mobility base size 2 respectively tilt release on Kimba frame (e.g. in combination with Kimba MPS backrest)
	<input type="checkbox"/>		Kimba Neo outdoor mobility base size 1 Tilt release on Kimba Seat
	<input type="checkbox"/>		Kimba Neo outdoor mobility base size 2 Tilt release on Kimba Seat
	<input type="checkbox"/>		Kimba Cross size 1
	<input type="checkbox"/>		Kimba Cross size 2
	<input type="checkbox"/>		Kimba Inline
	<input type="checkbox"/>		Indoor mobility base, size 1, anthracite
	<input type="checkbox"/>		Indoor mobility base, size 2, anthracite
	<input type="checkbox"/>		Squiggles Hi Low chassis (for Kimba Neo seat, size 1)
	<input type="checkbox"/>		Mygo Hi Low chassis (for Kimba Neo seat, size 2)
	<input type="checkbox"/>		discovery tmax kids (for Kimba Neo seat, size 2)











Backrest			
	<input type="checkbox"/>		Standard
	<input type="checkbox"/>		Short (MPS)












Frame colour			
001	<input type="checkbox"/>		Silver metallic
013	<input type="checkbox"/>		Jet black RAL 9005 matte


Padding ¹			
KD 00	<input type="checkbox"/>		Without
KD 09	<input type="checkbox"/>		Microfibre grey/berry ¹
KD 21	<input type="checkbox"/>		Microfibre grey/blue ¹
KD 22	<input type="checkbox"/>		Microfibre black/berry ¹
KD 23	<input type="checkbox"/>		Microfibre black/blue ¹
KD 27	<input type="checkbox"/>		spacer fabric Green/grey-melange
KD 28	<input type="checkbox"/>	spacer fabric Blue/grey-melange	
KD 29	<input type="checkbox"/>	spacer fabric Grey/grey-melange/turquoise	
KD 30	<input type="checkbox"/>	spacer fabric Pink/grey-melange	

Seat cushion			
KC 11	<input type="checkbox"/>		Black (Cannot be combined with Country of destination Germany)

Back insert			
KD 01	<input type="checkbox"/>		Standard
KD 02	<input type="checkbox"/>		With integrated headrest (not in combination with short backrest (MPS))
Footrest			
KB 03	<input type="checkbox"/>		Standard
KB 02	<input type="checkbox"/>		Standard White, Edition
KB 05	<input type="checkbox"/>		Angle-adjustable
KB 04	<input type="checkbox"/>		Angle-adjustable White, Edition
KB 10	<input type="checkbox"/>		Angle-adjustable for short lower leg length
KB 11	<input type="checkbox"/>		Angle-adjustable White, for short lower leg length
Accessories footrest			
KB 08	<input type="checkbox"/>		Slip resistant footrest cover ¹
KB 09	<input type="checkbox"/>		Padding for footrest
KP 12	<input type="checkbox"/>		foot fixation
Accessories seating unit			
KD 03	<input type="checkbox"/>		Headrest supports ¹ (in padding colour) (not for destination Germany)
KD 04	<input type="checkbox"/>		Thoracic supports ¹ (in padding colour)
KP 02	<input type="checkbox"/>		Lap belt, padded ^{1,2}
KP 03	<input type="checkbox"/>		Four-point belt ^{1,2} , padded
KP 18	<input type="checkbox"/>		padded four point dual pelvic belt

KP 05	<input type="checkbox"/>		Five-point belt, small buckle (recommended for seat, size 1)
KP 04	<input type="checkbox"/>		Five-point belt, large buckle
KP 06	<input type="checkbox"/>		Groin strap
KP 10	<input type="checkbox"/>		Fixation vest ^{1,2}
KP 11	<input type="checkbox"/>		Chest and shoulder support, size 1
KP 12	<input type="checkbox"/>		Chest and shoulder support, size 2
KP 13	<input type="checkbox"/>		Chest and shoulder support, size 3
KP 19	<input type="checkbox"/>		Chest and shoulder pad S
KP 20	<input type="checkbox"/>		Chest and shoulder pad M
KP 21	<input type="checkbox"/>		Slimline sternum harness
KP 22	<input type="checkbox"/>		Dynamic harness size XS
KP 23	<input type="checkbox"/>		Dynamic harness size S
KP 24	<input type="checkbox"/>		Dynamic harness size M
KP 15	<input type="checkbox"/>		Padded pull tight paediatric belt
KP 16	<input type="checkbox"/>		Shoulder harness size S
KP 17	<input type="checkbox"/>		Shoulder harness size M
KQ 01	<input type="checkbox"/>		Grip bar
KQ 02	<input type="checkbox"/>		Padding for grip bar (in padding colour)
KQ 03	<input type="checkbox"/>		Grip bar with PVC cover
KE 01	<input type="checkbox"/>		Armrests
KE 02	<input type="checkbox"/>		Armrest (low/high) (Cannot be combined with Country of destination Germany)
KC 06	<input type="checkbox"/>		Abductor, size 1 ¹ (L 9 cm × W 6 cm × H 9 cm), only for seat, size 1, in padding colour
KC 07	<input type="checkbox"/>		Abductor, size 2 ¹ (L 10 cm × W 7.5 cm × H 10 cm), in padding colour
KC 08	<input type="checkbox"/>		Abductor, size 3 ¹ (L 12 cm × W 9 cm × H 10 cm), only for seat, size 2, in padding colour

KD 10	<input type="checkbox"/>		Lumbar support padding
KD 11	<input type="checkbox"/>		Neck support
KS 01	<input type="checkbox"/>		Tray, grey (to be used in direction of travel only) (Cannot be combined with armrest (high/low))
KS 02	<input type="checkbox"/>		Tray, transparent (to be used in direction of travel only) ((In combination with option KE02 "armrest high/low" forward and backward use possible)
KS 09	<input type="checkbox"/>		Tray, black for Armrest (low/high) (Possible only in combination with armrest (high/low)) (not for destination Germany)
KD 12	<input type="checkbox"/>		Incontinence cover ¹
KW 01	<input type="checkbox"/>		Summer/winter slippersack, size S
KW 02	<input type="checkbox"/>		Summer/winter slippersack, size M
KW 03	<input type="checkbox"/>		Summer/winter slippersack, size L
KS 08	<input type="checkbox"/>		Backpack, attaches to push bar
KS 06	<input type="checkbox"/>		Diaper bag, black*
KS 13	<input type="checkbox"/>		Diaper bag, grey-melange
KS 07	<input type="checkbox"/>		Cupholder
KW 04	<input type="checkbox"/>		Rain cape, grey
KW 05	<input type="checkbox"/>		Canopy in padding colour, incl. adapter ¹ and rain cover
KW 13	<input type="checkbox"/>		Canopy Grey -melange / grey inside

KW 06	<input type="checkbox"/>		Rain canopy, transparent, with cover for the legs, includes adapter ¹
KP 01	<input type="checkbox"/>		Chosen accessories installed (only for accessories marked with ¹) In case more than one options marked with ² ordered only one position will be mounted.
KC 12	<input type="checkbox"/>		Wedges for improving seat
KC 13	<input type="checkbox"/>		Inlay small (spacer fabric grey)
KC 10	<input type="checkbox"/>		Seat depth shortener
KD 20	<input type="checkbox"/>		Back angle limitation
KP 14	<input type="checkbox"/>		Mounting of mountingset (fixation of clamb buckle on the backrest etc.)
* Includes extensive accessories such as changing mat, pacifier pouches, insulated bag for bottles and a plastic utensil pouch as well as numerous compartments and zip pockets.			

Headrest (Possible only in combined with backrest short (MPS))			
KL 01	<input type="checkbox"/>		headrest concave S (with holder)
KL 02	<input type="checkbox"/>		headrest concave M (with holder)
KL 03	<input type="checkbox"/>		headrest lateral S (with holder)
KL 04	<input type="checkbox"/>		headrest lateral M (with holder)
KL 05	<input type="checkbox"/>		Headrest holder

Special options			
25235.002	<input type="checkbox"/>		Maxi Cosi adapter
36645.001	<input type="checkbox"/>		Seat I and II according to Pörnbach
31500.001	<input type="checkbox"/>		Slipsack in special colours
33179.000	<input type="checkbox"/>		Tray attachment on tray
25006.000	<input type="checkbox"/>		Footrest padding 5 cm
85508.000	<input type="checkbox"/>		Platform for respirator, long (max. load capacity 55 kg with driving brake and wheel lock)
85508.001	<input type="checkbox"/>		Seat adapter 8.5 cm higher (transport in wheelchair accessible vehicle is not allowed for size 1 and size 2)
26798.000	<input type="checkbox"/>		Grab rail, straight, angle-adjustable
25006.001	<input type="checkbox"/>		Padding for grab rail, angle-adjustable
33179.000	<input type="checkbox"/>		Tray attachment on tray (grey) extended by 15 cm (in height)

Once printed this document is an uncontrolled version. Always check the download centre on our website ensure you have the most up to date version of this document.

Information

Storage space for respirator platform, Kimba Neo size 1 (in cm)



Seat in direction of travel



Seat against direction of travel

	L × W × H
Large plate:	36 × 31 × 20
Small plate:	15 × 28 × 15

Storage space for respirator platform, Kimba Neo size 2 (in cm)



Seat in direction of travel



Seat against direction of travel

	L × W × H
Large plate:	36 × 38 × 20
Small plate:	15 × 35 × 15