

# 2018

<b>Item Price -</b>  Outdoor Buggy Base Size 1 Size 2  Seat Unit Size 1 Size 2	Order no.:  -----
--	-------------------------

<input type="checkbox"/> Provide estimate only		<input type="checkbox"/> Order	
<input type="checkbox"/> Attachment for custom fabrication enclosed			
Billing address/customer number			
Delivery address			
Sales person		Name	
		.....	
		Date	Signature
<p>By placing the order, you agree to comply with the instructions for use/service manuals for accessories and products of other manufacturers when combining them with an Ottobock product, in addition to the instructions for use/service manuals of the respective Ottobock products. Also you confirm to have read, understood and accepted, our general terms and conditions. In addition, you agree, upon placing an order, to conduct your own conformity assessment or approval in accordance with national requirements if and when you implement modifications or attachments that do not meet the specifications of Ottobock instructions for use/service manuals.</p>			

## Kimba Neo

### Paediatric postural positioning system

Maximum load capacity of the outdoor mobility base: 55 kg (including seating unit)  
 Article number 470G71=10000\_K

Maximum load capacity of the seating unit: 40 kg  
 Article number 470G71=20000\_K



Picture includes accessories

#### Standard equipment

##### Outdoor mobility base



- Folding outdoor mobility base made of high-grade aluminium
- Rear axle suspension
- Push bar with ratchet joint, height-adjustable
- Folding storage bag
- EVA wheels with wheel lock
- Integrated anchor points for mounting to wheelchair accessible vehicle



##### Seating unit

- Seat and seatback
- Seat width, seat depth, back height and lower leg length are continuously adjustable
- Seat inclination, back and knee angle continuously adjustable
- Seat tilt continuously adjustable -10° up to 40°
- Quick-release mechanism to remove the seat/position the seat in/against the direction of travel
- Footrest assembly with flip-up footplate
- Lateral side supports/protraction pads
- Adjustable pelvic and femoral laterals

Outdoor mobility base			
KA 01	<input type="checkbox"/>		Size 1 (from approx. 1 to 6 years)
KA 05	<input type="checkbox"/>		Size 2 (from approx. 4 to 10 years)










Outdoor mobility base is used with: (please specify)			
	<input type="checkbox"/>		Kimba Neo seating unit, size 1 Tilt release Kimba Seat Inclusive
	<input type="checkbox"/>		Kimba Neo seating unit, size 2 Tilt release Kimba Seat Inclusive
	<input type="checkbox"/>		Kimba Spring seating unit, size 1 Inclusive
	<input type="checkbox"/>		Kimba Spring seating unit, size 2 Inclusive
	<input type="checkbox"/>		Squiggles seating unit Inclusive
	<input type="checkbox"/>		Mygo seating unit, size 1 Inclusive
	<input type="checkbox"/>		Lars car seat, size 1 Inclusive
	<input type="checkbox"/>		Lars car seat, size 2 Inclusive
	<input type="checkbox"/>		Adapter, size 1 tilt release on Kimba streetframe (e.g. in combination with Kimba MPS backrest) Inclusive
	<input type="checkbox"/>		Adapter, size 2 tilt release on Kimba streetframe (e.g. in combination with Kimba MPS backrest) Inclusive

Front wheels			
KF 01	<input type="checkbox"/>		Rigid (only possible for size 1) (28 cm/11") Inclusive
KF 02	<input type="checkbox"/>		Swivelling (with integrated swivel lock) (18 cm/7") Inclusive

Tyres			
KF 03	<input type="checkbox"/>		EVA Inclusive
KF 04	<input type="checkbox"/>		Pneumatic

Rear wheel type			
KG 01	<input type="checkbox"/>		Standard Inclusive
KG 02	<input type="checkbox"/>		with frictionbrake (for attendant)

Frame colour			
001	<input type="checkbox"/>		Silver metallic Inclusive
013	<input type="checkbox"/>		Jet black RAL 9005 matte Inclusive
023	<input type="checkbox"/>		White RAL 9016 Inclusive


Seating shell interface			
KC 03	<input type="checkbox"/>		Kimba
KB 01	<input type="checkbox"/>		Footrest assembly for seating shell interface
Accessories for outdoor mobility base			
KS 08	<input type="checkbox"/>		Backpack
KA 07	<input type="checkbox"/>		Bumpers, pair
KS 03	<input type="checkbox"/>		"Techno" buggy board
KS 04	<input type="checkbox"/>		Diaper bag, brown*
KS 06	<input type="checkbox"/>		Diaper bag, black*
KS 07	<input type="checkbox"/>		Cup holder
KA 10	<input type="checkbox"/>		Platform for respiratory devices** (only possible with swivelling front wheels) Pre-mounted position: Seat installation in direction of travel
KA 11	<input type="checkbox"/>		Platform for respiratory devices** (only possible with swivelling front wheels) Pre-mounted position: Seat installation against direction of travel
KA 08	<input type="checkbox"/>		Tip-assist, left
KA 12	<input type="checkbox"/>		Tip-assist, right
* Includes extensive accessories such as changing mat, pacifier pouches, insulated bag for bottles and a plastic utensil pouch as well as numerous compartments and zip pockets			
** Please also note the information on page 7.			



Seating unit			
KC 01	<input type="checkbox"/>		Size 1 (approx. 1 to 6 years)
KC 02	<input type="checkbox"/>		Size 2 (approx. 4 to 10 years)




Seating unit is used with: (please specify)			
	<input type="checkbox"/>		Adapter size 1 tilt release on streetframe (e.g. in combination with Kimba MPS backrest) Inclusive
	<input type="checkbox"/>		Adapter size 2 tilt release on streetframe (e.g. in combination with Kimba MPS backrest) Inclusive
	<input type="checkbox"/>		Kimba Neo outdoor mobility base size 1 Tilt release on Kimba Seat Inclusive
	<input type="checkbox"/>		Kimba Neo outdoor mobility base size 2 Tilt release on Kimba Seat Inclusive
	<input type="checkbox"/>		Kimba Cross size 1 Inclusive
	<input type="checkbox"/>		Kimba Cross size 2 Inclusive
	<input type="checkbox"/>		Kimba Inline Inclusive
	<input type="checkbox"/>		Indoor mobility base, size 1, anthracite Inclusive
	<input type="checkbox"/>		Indoor mobility base, size 2, anthracite Inclusive

Backrest			
	<input type="checkbox"/>		Standard Inclusive
	<input type="checkbox"/>		Short (MPS) (Cannot be combined with Country of destination Germany) Inclusive


Frame colour			
001	<input type="checkbox"/>		Silver metallic Inclusive
013	<input type="checkbox"/>		Jet black RAL 9005 matte Inclusive









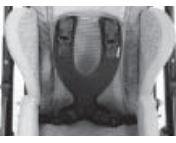




Padding <sup>1</sup>			
KD 00	<input type="checkbox"/>		Without Inclusive
KD 09	<input type="checkbox"/>		Microfibre grey/berry <sup>1</sup>
KD 21	<input type="checkbox"/>		Microfibre grey/blue <sup>1</sup>
KD 22	<input type="checkbox"/>		Microfibre black/berry <sup>1</sup>
KD 23	<input type="checkbox"/>		Microfibre black/blue <sup>1</sup>
KD 27	<input type="checkbox"/>		spacer fabric Green/grey-melange Inclusive
KD 28	<input type="checkbox"/>		spacer fabric Blue/grey-melange Inclusive
KD 29	<input type="checkbox"/>		spacer fabric Grey/grey-melange/turquoise Inclusive
KD 30	<input type="checkbox"/>		spacer fabric Pink/grey-melange Inclusive












Back insert				
KD 01	<input type="checkbox"/>		Standard	Inclusive
KD 02	<input type="checkbox"/>		With integrated headrest (not in combination with short backrest (MPS))	












Footrest				
KB 03	<input type="checkbox"/>		Standard	Inclusive
KB 02	<input type="checkbox"/>		Standard White	Inclusive
KB 05	<input type="checkbox"/>		Angle-adjustable	
KB 04	<input type="checkbox"/>		Angle-adjustable White	
KB 10	<input type="checkbox"/>		Angle-adjustable for short lower leg length (Only for size 1)	
KB 11	<input type="checkbox"/>		Angle-adjustable White, for short lower leg length (Only for size 1)	

Accessories footrest				
KB 08	<input type="checkbox"/>		Slip resistant footrest cover <sup>1</sup>	
KB 09	<input type="checkbox"/>		Padding for footrest	
KP 12	<input type="checkbox"/>		Foot Caps	
KB 06	<input type="checkbox"/>		Foot straps	
KB 07	<input type="checkbox"/>		Hook/loop ft. straps, inst.	

Accessories seating unit				
KD 03	<input type="checkbox"/>		Headrest supports <sup>1</sup> (in padding colour) not in combination with backinsert with integrated headrest and not in combination with backrest short (MPS)	
KD 04	<input type="checkbox"/>		Thoracic supports <sup>1</sup> (in padding colour)	



KD 31	<input type="checkbox"/>		Swing away laterals
KP 02	<input type="checkbox"/>		Lap belt, padded <sup>1,2</sup>
KP 03	<input type="checkbox"/>		Four-point belt <sup>1,2</sup> , padded
KP 18	<input type="checkbox"/>		Four point paediatric lap belt
KP 05	<input type="checkbox"/>		Five-point belt, small buckle (recommended for seat, size 1)
KP 04	<input type="checkbox"/>		Five-point belt, large buckle
KP 06	<input type="checkbox"/>		Groin strap
KP 10	<input type="checkbox"/>		Fixation vest <sup>1,2</sup>
KP 11	<input type="checkbox"/>		Chest and shoulder support, size 1
KP 12	<input type="checkbox"/>		Chest and shoulder support, size 2
KP 13	<input type="checkbox"/>		Chest and shoulder support, size 3
KP 19	<input type="checkbox"/>		Sternum harness size S
KP 20	<input type="checkbox"/>		Sternum harness size M
KP 21	<input type="checkbox"/>		Slimline sternum harness
KP 22	<input type="checkbox"/>		Dynamic harness size XS
KP 23	<input type="checkbox"/>		Dynamic harness size S
KP 24	<input type="checkbox"/>		Dynamic harness size M
KP 15	<input type="checkbox"/>		Padded pull tight paediatric belt
KP 16	<input type="checkbox"/>		Shoulder harness size S
KP 17	<input type="checkbox"/>		Shoulder harness size M

KQ 01	<input type="checkbox"/>		Grip bar
KQ 02	<input type="checkbox"/>		Padding for grip bar (in padding colour)
KQ 03	<input type="checkbox"/>		Grip bar with PVC cover
KE 01	<input type="checkbox"/>		Armrests
KE 02	<input type="checkbox"/>		Armrest (low/high) (Cannot be combined with Country of destination Germany)
	<input type="checkbox"/>		Abductor, size 1 <sup>1</sup> (L 9 cm × W 6 cm × H 9 cm), only for seat, size 1, in padding colour
KC 08	<input type="checkbox"/>		Abductor, size 2 <sup>1</sup> (L 10 cm × W 7.5 cm × H 10 cm), in padding colour
KC 08	<input type="checkbox"/>		Abductor, size 3 <sup>1</sup> (L 12 cm × W 9 cm × H 10 cm), only for seat, size 2, in padding colour
KD 10	<input type="checkbox"/>		Lumbar support padding
KD 11	<input type="checkbox"/>		Neck support
KS 01	<input type="checkbox"/>		Tray, grey (to be used in direction of travel only) (Cannot be combined with armrest (high/low))
KS 02	<input type="checkbox"/>		Tray, transparent (to be used in direction of travel only, but in combination with option KE02 "armrest high/low" forward and backward use possible)
KS 09	<input type="checkbox"/>		Tray, black for Armrest (low/high) (only in combination with armrest (high/low), forward and backward use possible, not for country of destination Germany)

KD 12	<input type="checkbox"/>		Incontinence cover <sup>1</sup>
	<input type="checkbox"/>		Summer/winter slippersack, size S
KW 02	<input type="checkbox"/>		Summer/winter slippersack, size M
KW 03	<input type="checkbox"/>		Summer/winter slippersack, size L
KS 08	<input type="checkbox"/>		Backpack, attaches to push bar
KS 06	<input type="checkbox"/>		Diaper bag, black*
	<input type="checkbox"/>		
KS 13	<input type="checkbox"/>		Diaper bag, grey-melange*
KS 07	<input type="checkbox"/>		Cupholder
KW 04	<input type="checkbox"/>		Rain cape, grey
KW 05	<input type="checkbox"/>		Canopy in padding colour, incl. adapter <sup>1</sup> and rain cover
KW 13	<input type="checkbox"/>		Canopy Grey -melange / grey inside incl. adapter 1 and rain cover
KW 06	<input type="checkbox"/>		Rain canopy, transparent, with cover for the legs, includes adapter <sup>1</sup>
KP 01	<input type="checkbox"/>		Chosen accessories installed (only for accessories marked with <sup>1</sup> ) In case more than one options marked with <sup>2</sup> ordered only one position will be mounted. <span style="float: right;">Inclusive</span>
KC 12	<input type="checkbox"/>		Wedges for improving seat
KC 13	<input type="checkbox"/>		Inlay small (spacer fabric grey) (only for size 1)
KC 10	<input type="checkbox"/>		Seat depth shortener



KD 20	<input type="checkbox"/>		Back angle limitation	
KP 14	<input type="checkbox"/>		Mounting of mountingset (fixation of clamb buckle on the backrest etc.)	Inclusive
* Includes extensive accessories such as changing mat, pacifier pouches, insulated bag for bottles and a plastic utensil pouch as well as numerous compartments and zip pockets.				

Headrest (Possible only in combination with backrest short (MPS))				
KL 01	<input type="checkbox"/>		headrest concave S (with holder)	
KL 02	<input type="checkbox"/>		headrest concave M (with holder)	
KL 03	<input type="checkbox"/>		headrest lateral S (with holder)	
KL 04	<input type="checkbox"/>		headrest lateral M (with holder)	
KL 05	<input type="checkbox"/>		Headrest holder, individually	

Storage space for respirator platform, Kimba Neo size 1 (in cm)



Seat in direction of travel



Seat against direction of travel

	L × W × H
Large plate:	36 × 31 × 20
Small plate:	15 × 28 × 15

Storage space for respirator platform, Kimba Neo size 2 (in cm)



Seat in direction of travel



Seat against direction of travel

	L × W × H
Large plate:	36 × 38 × 20
Small plate:	15 × 35 × 15