

= Supplied as Standard
 = Tick if Required
 * = Measurement Required to Complete Prescription

TITLE:
 (GMF 42) May 2014

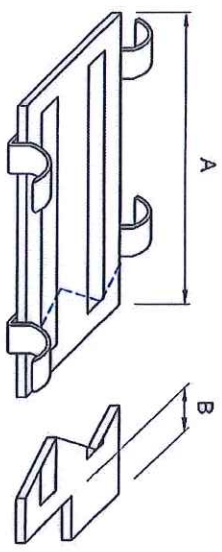
DROP-IN SEAT INTERFACE AND CUSHIONS

CE

SEAT INTERFACE

(Please Tick if Required)

- Interface Depth Below Seat Rail
 (Please Tick One)
- Level (15mm Hook)
 - 12mm (25mm Hook)
 - 25mm (38mm Hook)
 - 38mm (50mm Hook)

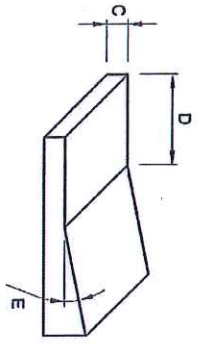


- Asymmetry Extension
 (Tick as Required)
- Left Or Right
- * B =mm
- Interface Locking Method By:-
- RMS Lock & Latch System:
- Please Specify:- Other:

SEAT CUSHIONS

RAMPED

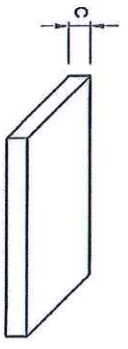
(Please Tick if Required)



- Dimensions
- C = 50mm
- Or Specify:mm
- D = 1/3 Of Length
- Or Specify:mm
- E = 15° Or 10°
- (Please Tick if Required)

FLAT

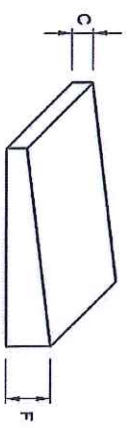
(Please Tick if Required)



- Dimensions
- C = 50mm
- Or Specify:mm

WEDGE

(Please Tick if Required)



- Dimensions
- C = 50mm
- Or Specify:mm
- F = 100mm
- Or Specify:mm

- Upholstery:
 Colour: Black
- Or Specify:
- (Alternative Upholstery and Colours available on Request)

- Attachment to Interface
 (Please Tick if Required)
- Velcro Attached
- Or One-Piece
- Cushion Foam
 (Alternative Foams on Request)

Assessment carried out by:

Sheet of

Date:

Wheelchair Service:

Delivery Address:

Contact:

Client:

Wheelchair Information:

Make:

Model:

Seat Width:

Additional Information:



Unit 10, Styles Close,
 Sittingbourne, Kent
 ME10 3BF
 Tel: 01795 477280
 Fax: 01795 229692
 Email: sales@rms-kent.co.uk
 www.inedawheelchair.co.uk